



Activity
at September 30, 2024

Conference on October 29, 2024



NOS TRANSITIONS
— Accélérer
VOS TRANSITIONS



Stronger activity confirmed in Q3 Full-year revenue target confirmed

- Revenue well up on most perimeters for the 3rd quarter
 - Solid contribution from new perimeters
 - Furia (Italy): +€17.3m
 - Eco (Singapore): +€18.6m
 - Acceleration of organic growth* in France and abroad
 - France: revenue up +4%.
Solidity of most markets (excluding energy)
Strong contribution from environmental emergency activities
 - International: revenue down -3%.
Gradual ramp-up of large-scale, long-term service contracts signed during the summer
Still contrasting situations by subsidiary and region
- Revenue target confirmed for 2024**.



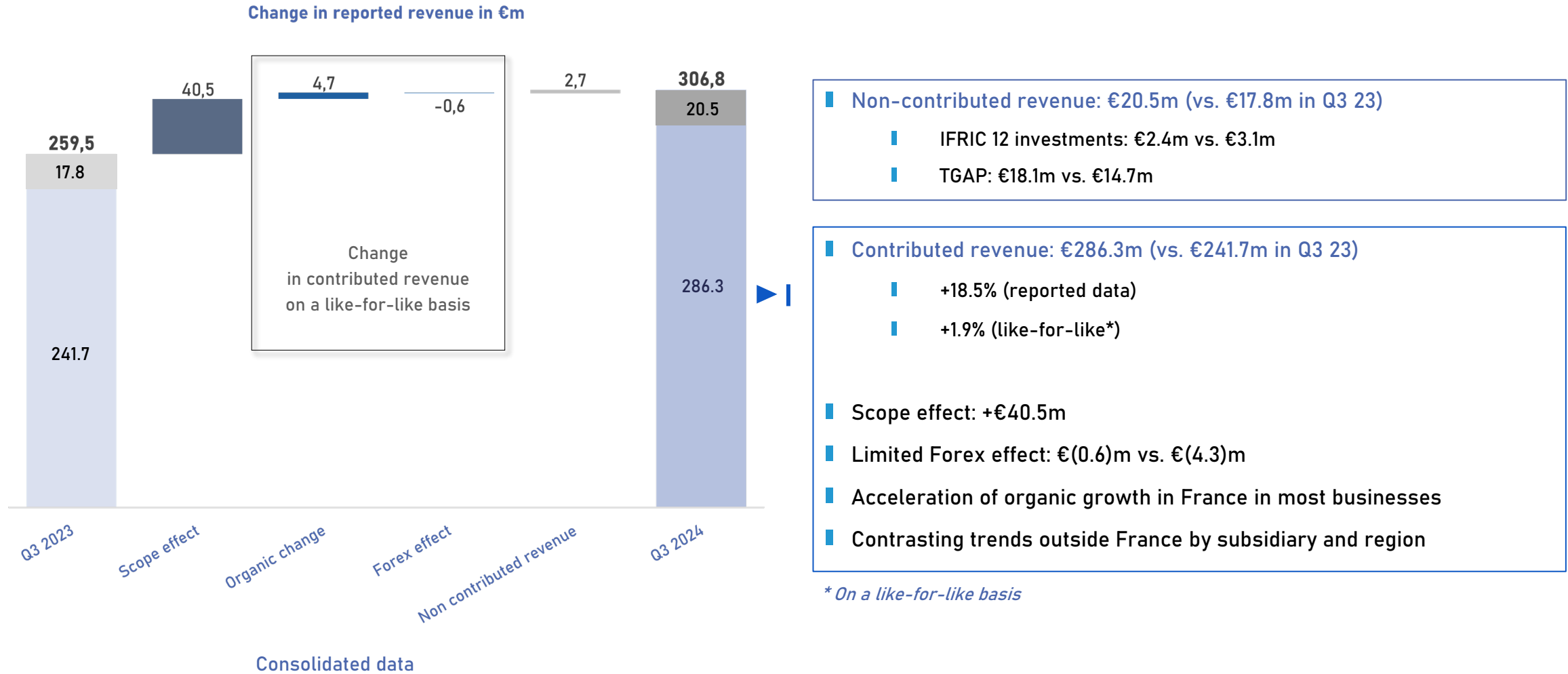
Eco (Singapore)

* On a like-for-like basis

** See press release dated September 10, 2024

Contributed revenue : +18%

Improved organic growth on main perimeters

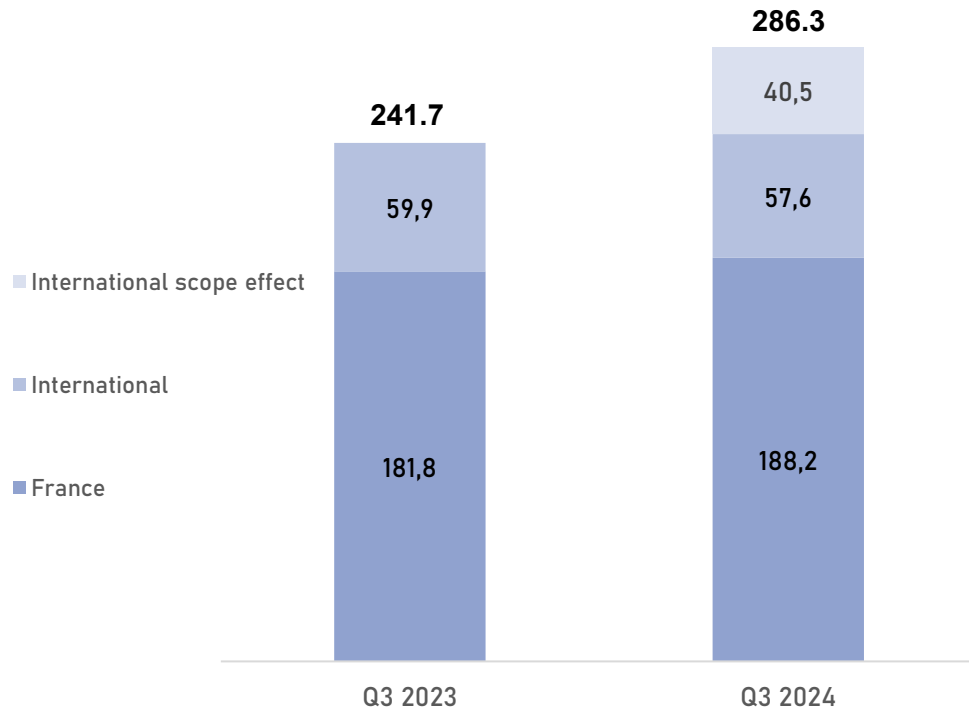


* On a like-for-like basis

Solid growth in France

Contrasting situations internationally

Contribution to revenue by geographic scope in €M



Consolidated data

International: revenue €98.1m. up +63.8% (reported)
down -2.9% (organic*)

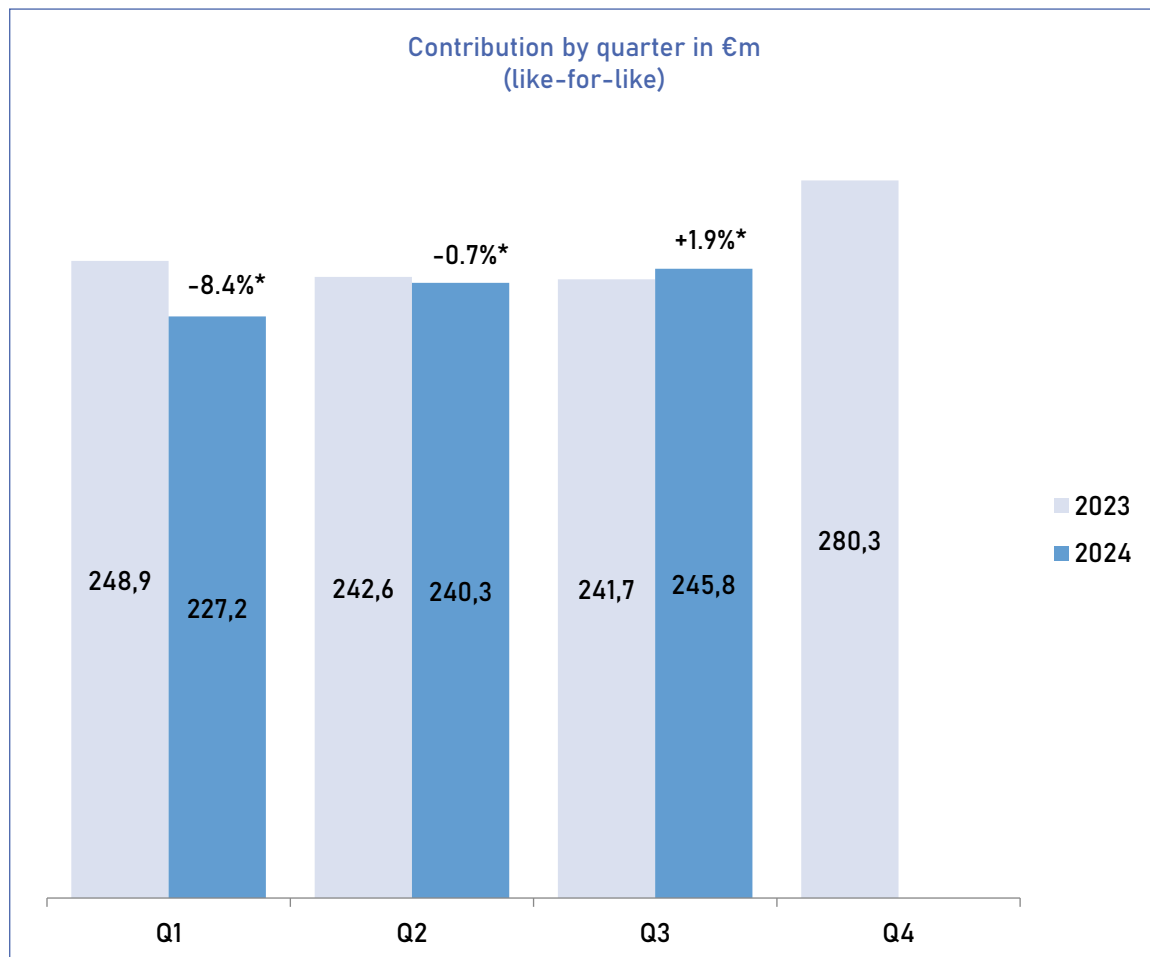
- Scope effect: €40.5m Furia (+€17.3m); Essac (+€1.2m); Rent-A-Drum (+€3.4m); Eco (+18.6 M€)
- On a like-for-like basis*
 - Europe (excluding Solarca): revenue €18.7m down -3.9%.
 - Southern Africa: revenue €21.2m down 9.1%.
 - AmLat: revenue €10.8m up +1.6%
 - Solarca (Europe and Rest of World): revenue €7.0m up +11.5%

France: revenue up €188.2m. up +3.5% (reported)
up +3.5% (like-for-like*)

- On a like-for-like basis*
 - Dynamic Services (Pollution Control. Emergencies) and Hazardous Materials Management activities
 - Circular economy: good trend in chemical recycling but decline in energy recovery

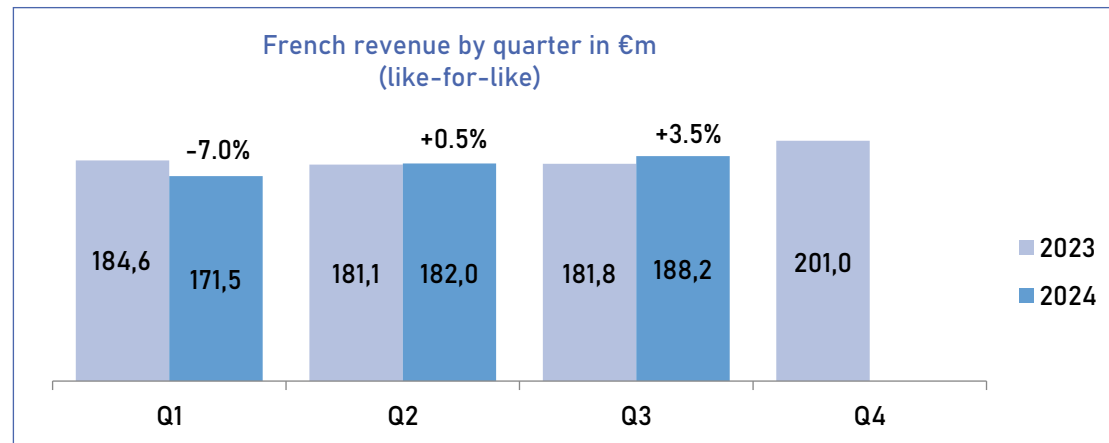
* On a like-for-like basis

Quarterly revenue trends Acceleration of growth in Q3

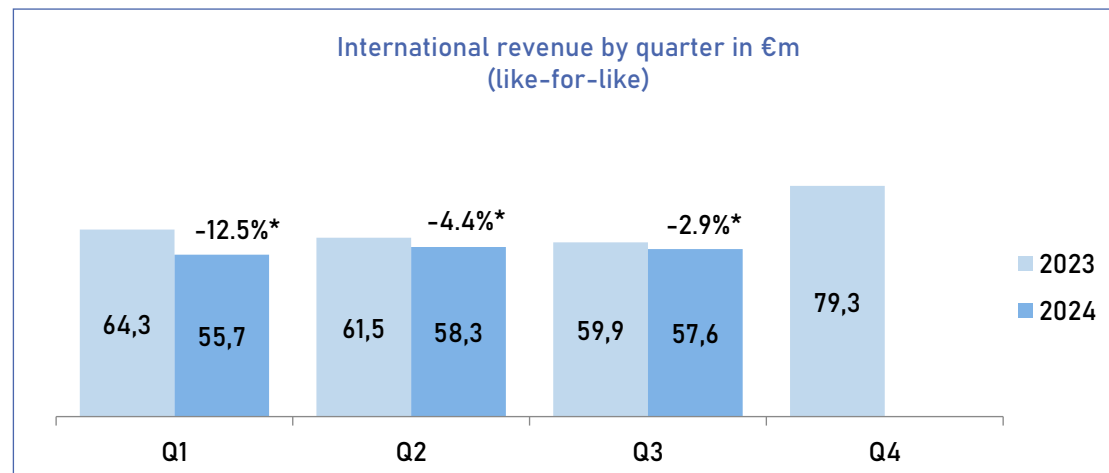


Consolidated data

* Change at constant exchange rates



Consolidated data

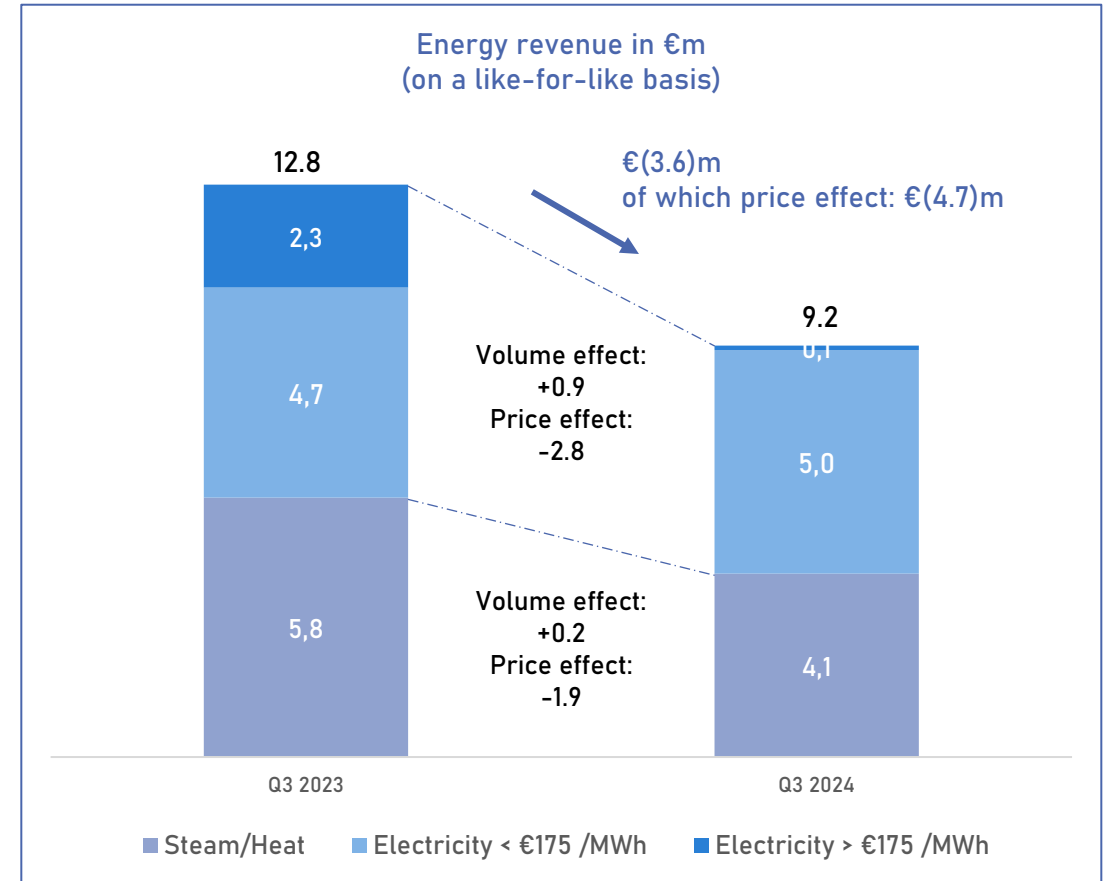
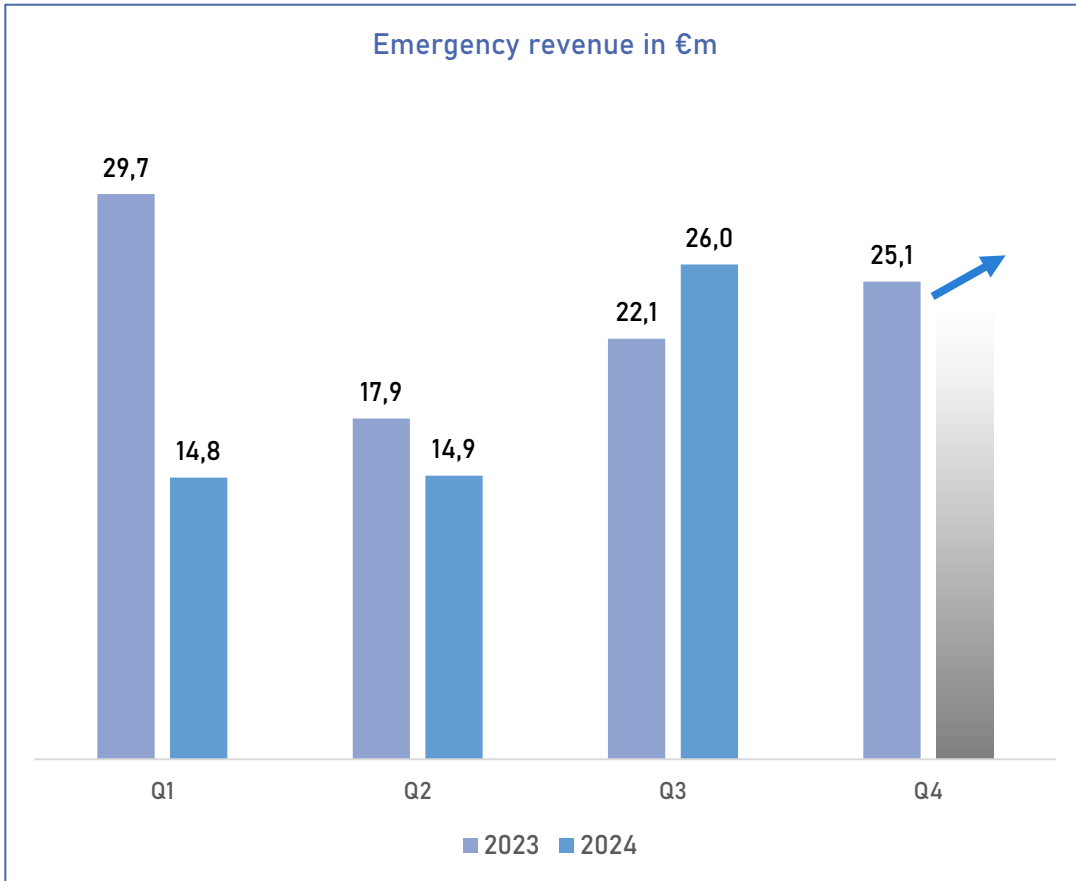


Consolidated data

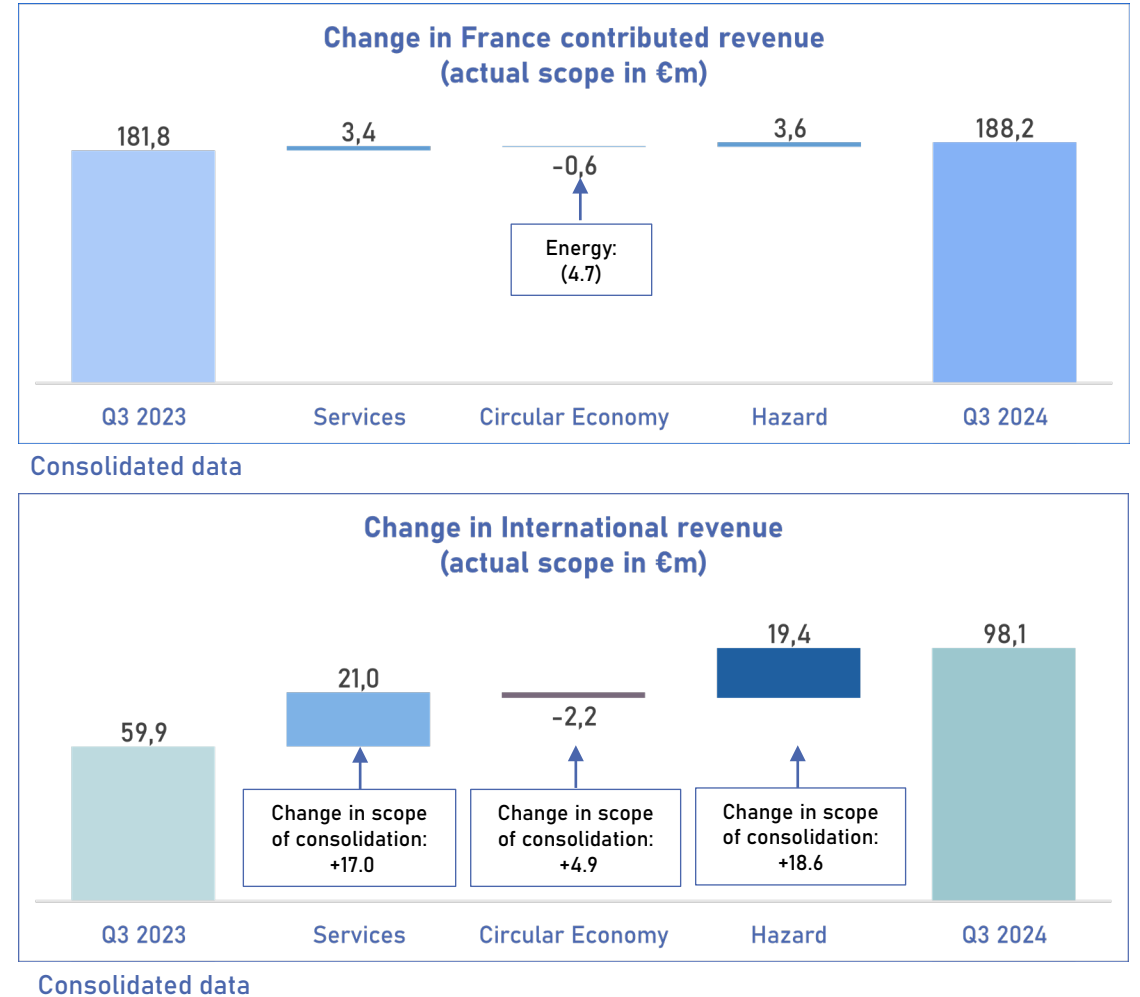
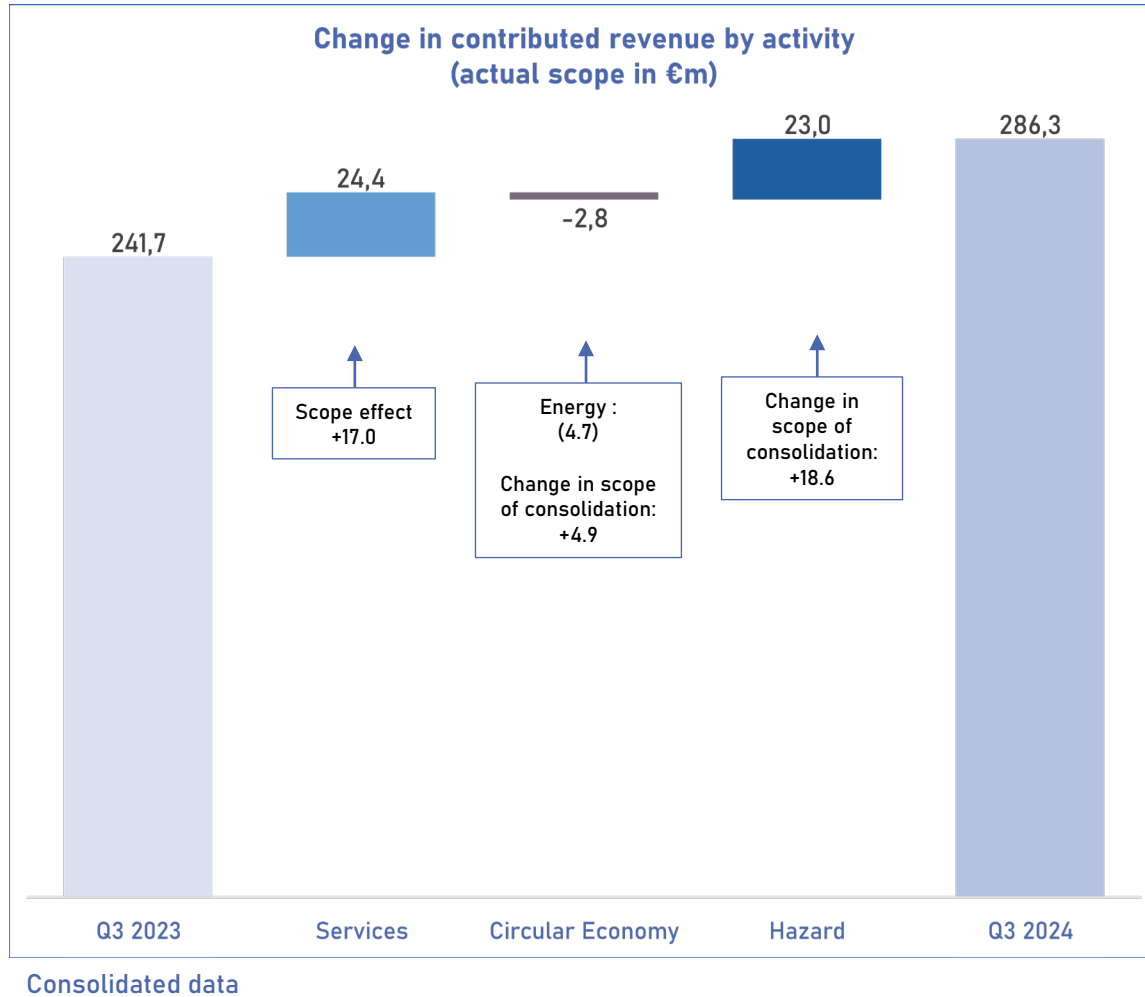
* Change at constant exchange rates

Details of "Spot" and "Energy" effects

Spot markets: strong recovery in France and abroad
 Energy" effect: normalization of energy prices



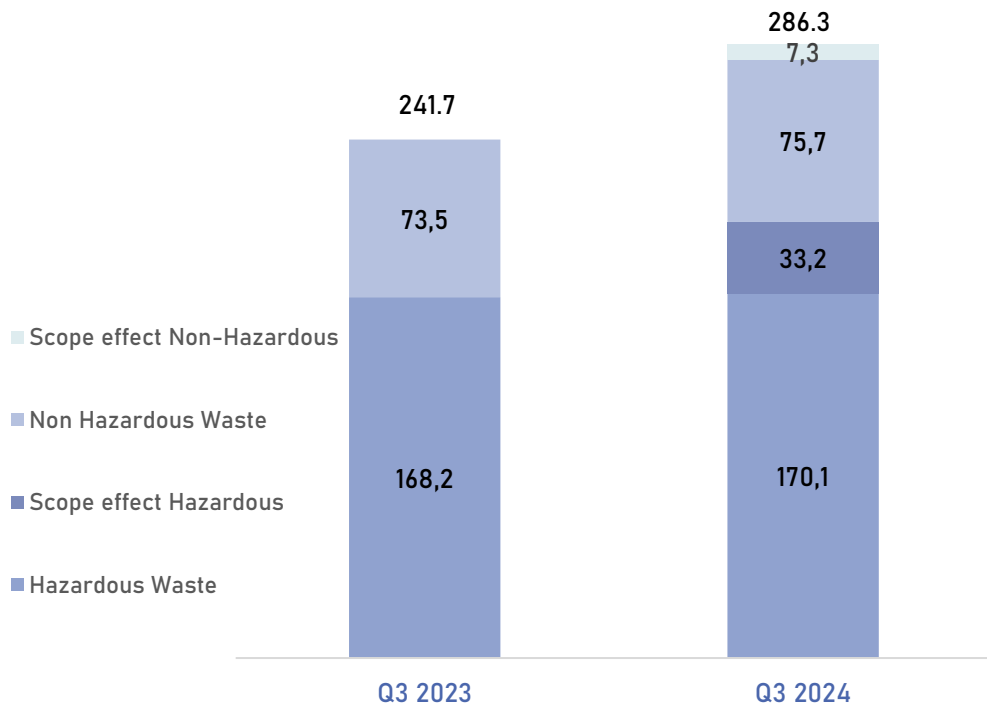
Change in business mix Solid contribution from Hazard Management and Services



Contribution from divisions

A dynamic Hazardous Waste Division in France

Contribution to revenue by division in €m



Consolidated data



Non-Hazardous Waste Division: revenue €83.0m up+12.7% (reported)
up +2.8% (organic*)

- Scope effect: +€7.3m (Furia’s non-hazardous waste activities + RAD)
- On a like-for-like basis*
 - France: revenue of €65.5m. down -3.0% (energy effect: -€2.8m)
 - International: revenue of €10.2m up +67.2% (AmLat)



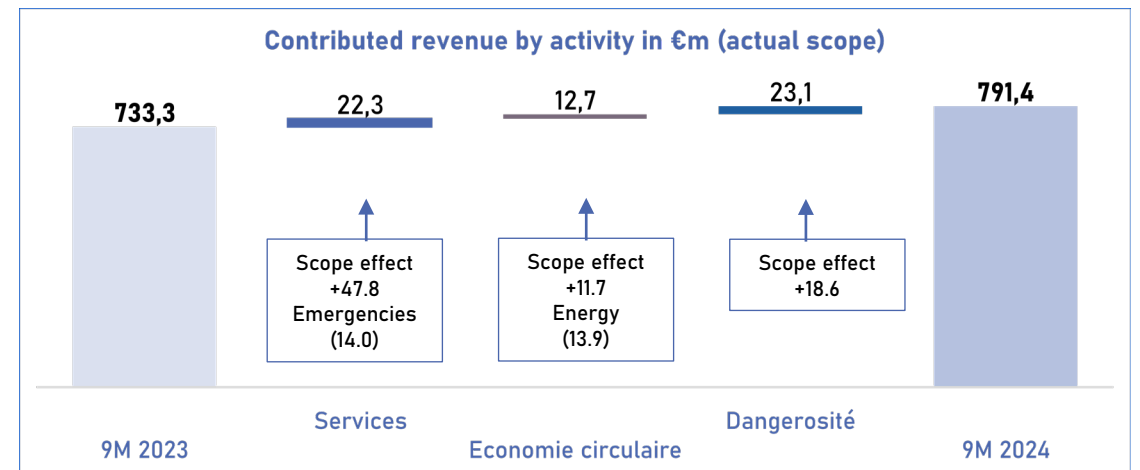
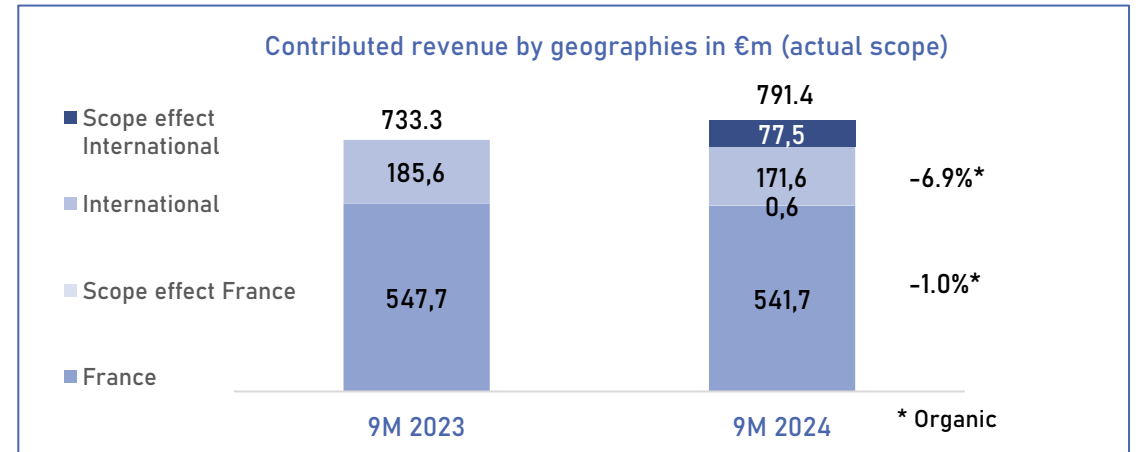
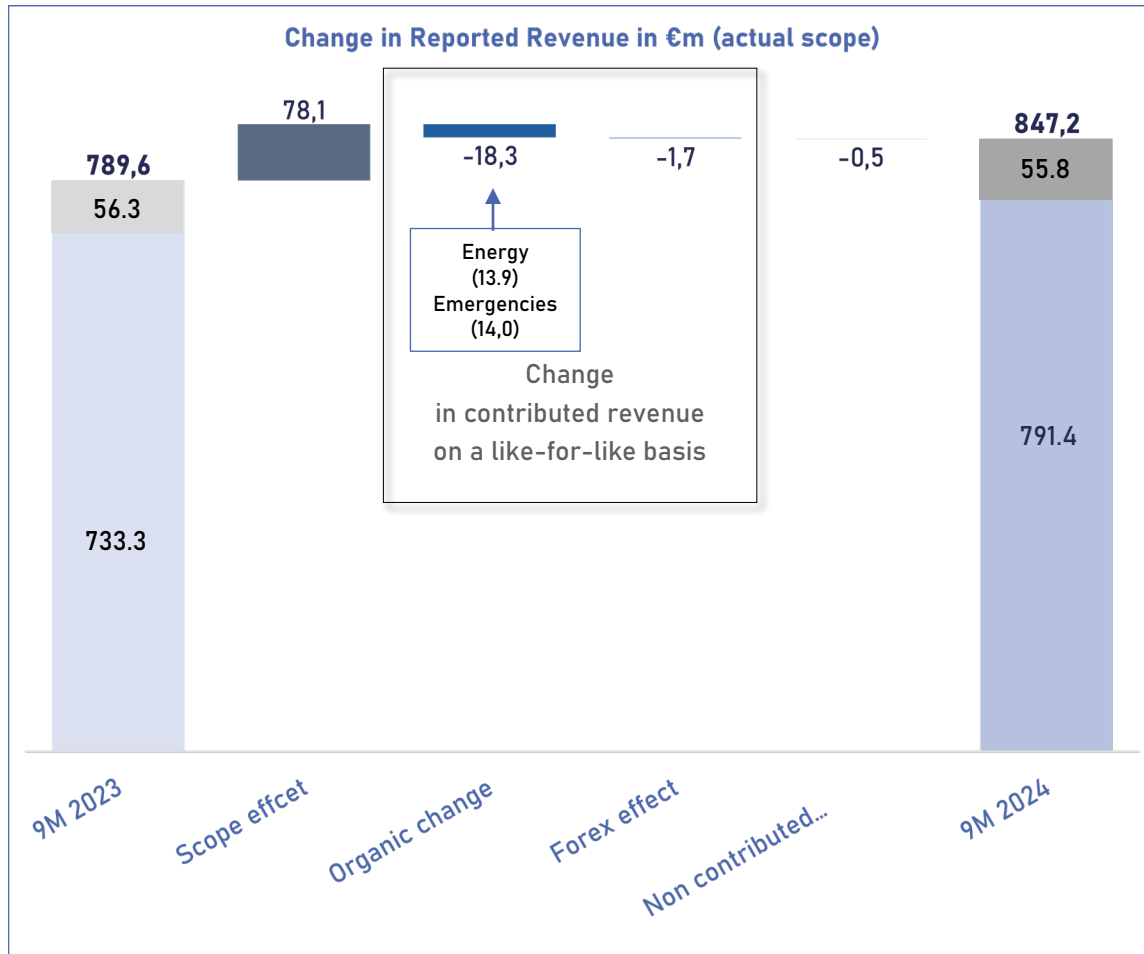
Hazardous Waste Division: revenue €203.3m up +20.8% (reported)
up +1.4% (organic*)

- Scope effect: +33.2 M€ (Furia. Essac. Eco)
- On a like-for-like basis*
 - France: revenue up +7.4% to €122.7m (robust Hazard Management and Services activities)
 - International: revenue down -11.6% to €47.4m (decline in Circular Economy at Interwaste)

* On a like-for-like basis

9-month contributed revenue: +8%

Organic growth penalized by energy and Q1 delay in spot businesses



Positive outlook Target confirmed for FY 2024 Revenue

- Continuation of the positive trends seen in Q3 over the coming months
 - France
 - Resilient markets (except Energy impacts in 2024)
 - Good level of activity anticipated in "spot" activities (Remediation. Emergencies. etc.).
 - International :
 - Differentiated trends by region and subsidiary
 - Rise in major Services contracts (Remediation, Total Waste Management ...) particularly in AmLat
- Confirmed revenue target of around €1.120 million for FY 2024



Speichim (France)



Appendices

Details of Q3 scope effect

Divisions / Subsidiaries	In m	Furia	Essac	R-A-D	ECO	Total
Hazardous Waste Division	Services	9.9	1.2	-	-	11.1
	Circular Economy	3.5	-	-	-	3.5
	Hazard management	-	-	-	18.6	18.6
<i>Total Hazardous Waste</i>		<i>13.4</i>	<i>1.2</i>	<i>-</i>	<i>18.6</i>	<i>33.2</i>
Non-Hazardous Waste Division	Services	3.9	-	2.0	-	5.9
	Circular Economy	-	-	1.4	-	1.4
	Hazard management	-	-	-	-	-
<i>Total Non-Hazardous Waste</i>		<i>3.9</i>	<i>-</i>	<i>3.4</i>		<i>6.3</i>
Total		17.3	1.2	3.4	18.6	40.5

Note: The scope effect applies in full to the International scope in Q3.

9-month Contributed Revenue Breakdown by region

In €M	09/30/2023	09/30/2024	Gross change	Organic change
Subsidiaries in France	547.7	542.3	-1.0%	-1.1%
<i>of which scope effect</i>	-	0.6		
International subsidiaries	185.6	249.1	+34.2%	-6.7%
<i>of which scope effect</i>	-	77.5		
Contributed revenue	733.3	791.4	+7.9%	-2.5%

9-month Contributed Revenue Breakdown by activity

In €m	30/09/2023	30/09/2024	Gross change	Organic change
Services	340.8	363.1	+6.5%	-7.0%
<i>of which scope effect</i>	-	47.8		
Circular economy	238.8	251.5	+5.3%	+0.5%
<i>of which scope effect</i>	-	11.7		
Hazard management	153.7	176.8	+15.0%	+3.1%
<i>of which scope effect</i>		18.6		
Contributed revenue	733.3	791.4	+7.9%	-2.5%

9-month Contributed Revenue Breakdown by sector

In €M	09/30/2023	09/30/2024	Gross change	Organic change
Hazardous Waste Division	491.3	547.9	+11.5%	-0.3%
<i>of which scope effect</i>	-	60.1		
Non-hazardous Waste Division	242.0	243.4	+0.6%	-6.9%
<i>of which scope effect</i>	-	18.0		
Contributed revenue	733.3	791.4	+7.9%	-2.5%



This document may contain forward-looking statements.

This information represents either trends or objectives at the date of this document, and should not be regarded as forecasts of results or any other performance indicator.

By their very nature, these statements are subject to risks and uncertainties that are difficult to predict and generally beyond the Company's control, and which could cause actual results and developments to differ materially from the stated trends and objectives. These risks include those described in the Company's Universal Registration Document, available on its website (www.groupe-seche.com).

This information does not reflect the Company's future performance, which may differ materially, and no guarantee can be given that these forward-looking statements will materialize. The Company does not undertake to update this information.

More comprehensive information on the Company is available on its website (www.groupe-seche.com), under Regulated Information.

This document does not constitute an offer of securities or the solicitation of an offer of securities in any jurisdiction, including the United States. The distribution of this document may be subject to the laws and regulations in force in France and abroad. Persons in possession of this document should inform themselves of and observe any such restrictions.

Contact

Manuel Andersen

Vice President, Investor Relations

m.andersen@groupe-seche.com

www.groupe-seche.com